




**Official Certification of Results of the May 8, 2018 Election
Signature Form**

We, the undersigned Members of the Board of Elections of Union County, do hereby certify the validity and accuracy of the Official Election Results (county specific and most-populous; if applicable) and the Supplemental Reports for Absentee Ballots and Provisional Ballots (in lieu of signing individual reports) that have been electronically submitted to the Secretary of State's Office.

IN WITNESS WHEREOF, we have subscribed our names officially at Marysville, Ohio this 22 day of May, 2018.



Board Chairperson


Board Member


Board Member


Board Member


Director (Attest)


Deputy Director (Attest)

This signature form for the purpose of certifying the validity and accuracy of the Official Election Results (county specific and most-populous; if applicable) must be submitted via e-mail to Allison Scott at Ascott@ohiosecretaryofstate.gov by May 29, 2018. The signature form must be signed by the Director, Deputy Director, and each Board Member present for the official canvass.

VOTES PERCENT

| | | |
|-------------------------------------------|--------|--------|
| PRECINCTS COUNTED (OF 41) | 41 | 100.00 |
| REGISTERED VOTERS - TOTAL | 37,642 | |
| REGISTERED VOTERS - DEMOCRATIC | 3,050 | 8.10 |
| REGISTERED VOTERS - REPUBLICAN | 12,917 | 34.32 |
| REGISTERED VOTERS - GREEN | 4 | .01 |
| REGISTERED VOTERS - NONPARTISAN | 21,671 | 57.57 |
| BALLOTS CAST - TOTAL | 7,784 | |
| BALLOTS CAST - DEMOCRATIC | 1,777 | 22.83 |
| BALLOTS CAST - REPUBLICAN | 5,776 | 74.20 |
| BALLOTS CAST - GREEN | 9 | .12 |
| BALLOTS CAST - NONPARTISAN | 222 | 2.85 |
| VOTER TURNOUT - TOTAL | | 20.68 |
| VOTER TURNOUT - DEMOCRATIC | | 58.26 |
| VOTER TURNOUT - REPUBLICAN | | 44.72 |
| VOTER TURNOUT - GREEN | | |
| VOTER TURNOUT - NONPARTISAN | | 1.02 |

| | VOTES | PERCENT |
|------------------------------------------------|-------|---------|
| Governor and Lieutenant Governor | | |
| Vote for not more than 1 | | |
| Richard Cordray/Betty Sutton | 1,211 | 69.96 |
| Larry E. Ealy/Jeffrey Lynn. | 19 | 1.10 |
| Dennis John Kucinich/Tara L. Samples | 259 | 14.96 |
| Bill O'Neill/Chantelle C.Lewis | 74 | 4.27 |
| Paul E. Ray/Jerry M. Schroeder | 21 | 1.21 |
| Joe Schiavoni/Stephanie Dodd | 147 | 8.49 |
| Total | 1,731 | |
| Over Votes | 1 | |
| Under Votes | 45 | |
| Attorney General | | |
| Vote for not more than 1 | | |
| Steve Dettelbach | 1,373 | 100.00 |
| Total | 1,373 | |
| Over Votes | 0 | |
| Under Votes | 404 | |
| Auditor of State | | |
| Vote for not more than 1 | | |
| Zack Space | 1,405 | 100.00 |
| Total | 1,405 | |
| Over Votes | 0 | |
| Under Votes | 372 | |
| Secretary of State | | |
| Vote for not more than 1 | | |
| Kathleen Clyde. | 1,405 | 100.00 |
| Total | 1,405 | |
| Over Votes | 0 | |
| Under Votes | 372 | |
| Treasurer of State | | |
| Vote for not more than 1 | | |
| Rob Richardson. | 1,403 | 100.00 |
| Total | 1,403 | |
| Over Votes | 0 | |
| Under Votes | 374 | |
| U.S. Senator | | |
| Vote for not more than 1 | | |
| Sherrod Brown | 1,593 | 100.00 |
| Total | 1,593 | |
| Over Votes | 0 | |
| Under Votes | 184 | |

| | VOTES | PERCENT |
|-----------------------------------------------------|-------|---------|
| Representative to Congress 4th District | | |
| Vote for not more than 1 | | |
| Janet Garrett | 969 | 62.84 |
| Candidate Withdrawn | 408 | 26.46 |
| Cody James Slatzer-Rose. | 165 | 10.70 |
| Total | 1,542 | |
| Over Votes | 0 | |
| Under Votes | 235 | |
| Justice of the Supreme Court 1-1-19 | | |
| Vote for not more than 1 | | |
| Michael P. Donnelly | 1,365 | 100.00 |
| Total | 1,365 | |
| Over Votes | 0 | |
| Under Votes | 412 | |
| Justice of the Supreme Court 1-2-19 | | |
| Vote for not more than 1 | | |
| Melody J. Stewart. | 1,369 | 100.00 |
| Total | 1,369 | |
| Over Votes | 0 | |
| Under Votes | 408 | |
| Judge of the Court of Appeals 3rd District | | |
| Vote for not more than 1 | | |
| NO CANDIDATE FILED | 368 | 100.00 |
| Total | 368 | |
| Over Votes | 0 | |
| Under Votes | 1,409 | |
| State Central Committee, Man 26th District | | |
| Vote for not more than 1 | | |
| Randy Weston | 1,288 | 100.00 |
| Total | 1,288 | |
| Over Votes | 0 | |
| Under Votes | 489 | |
| State Central Committee, Woman 26th District | | |
| Vote for not more than 1 | | |
| Carolyn Weston. | 1,354 | 100.00 |
| Total | 1,354 | |
| Over Votes | 0 | |
| Under Votes | 423 | |
| State Representative 86th District | | |
| Vote for not more than 1 | | |
| Glenn Coble. | 1,321 | 100.00 |
| Total | 1,321 | |
| Over Votes | 0 | |
| Under Votes | 456 | |

VOTES PERCENT

County Commissioner

| | | |
|-------------------------------|-------|--------|
| Vote for not more than 1 | | |
| Tiffanie A. Roberts | 1,408 | 100.00 |
| Total | 1,408 | |
| Over Votes | 0 | |
| Under Votes | 369 | |

County Auditor

| | | |
|------------------------------|-------|--------|
| Vote for not more than 1 | | |
| NO CANDIDATE FILED | 347 | 100.00 |
| Total | 347 | |
| Over Votes | 0 | |
| Under Votes | 1,430 | |

Governor and Lieutenant Governor
Vote for not more than 1
Mike DeWine/Jon Husted 2,812 50.21
Mary Taylor/Nathan D. Estruth. 2,789 49.79
Total 5,601
Over Votes 1
Under Votes 174

Attorney General
Vote for not more than 1
Dave Yost 4,706 100.00
Total 4,706
Over Votes 0
Under Votes 1,070

Auditor of State
Vote for not more than 1
Keith Faber. 4,394 100.00
Total 4,394
Over Votes 0
Under Votes 1,382

Secretary of State
Vote for not more than 1
Frank LaRose 4,376 100.00
Total 4,376
Over Votes 0
Under Votes 1,400

Treasurer of State
Vote for not more than 1
Sandra O'Brien. 2,246 45.32
Robert Sprague. 2,710 54.68
Total 4,956
Over Votes 0
Under Votes 820

U.S. Senator
Vote for not more than 1
Melissa Ackison 1,839 34.57
Don Elijah Eckhart 180 3.38
Mike Gibbons 1,607 30.21
Dan Kiley 186 3.50
Jim Renacci. 1,492 28.05
WRITE-IN. 16 .30
Total 5,320
Over Votes 0
Under Votes 456

Representative to Congress 4th District
Vote for not more than 1
Jim Jordan 4,562 85.11
Joseph Miller 798 14.89
Total 5,360
Over Votes 0
Under Votes 416

Justice of the Supreme Court 1-1-19
Vote for not more than 1
Craig Baldwin 4,254 100.00
Total 4,254
Over Votes 0
Under Votes 1,522

Justice of the Supreme Court 1-2-19
Vote for not more than 1
Mary DeGenaro 4,197 100.00
Total 4,197
Over Votes 0
Under Votes 1,579

Judge of the Court of Appeals 3rd District
Vote for not more than 1
John R. Willamowski 4,197 100.00
Total 4,197
Over Votes 0
Under Votes 1,579

State Central Committee, Man 26th District
Vote for not more than 1
Gary Click 4,103 100.00
Total 4,103
Over Votes 0
Under Votes 1,673

State Central Committee, Woman 26th District
Vote for not more than 1
Lisa Cooper. 3,472 80.04
Amy Golamb 866 19.96
Total 4,338
Over Votes 0
Under Votes 1,438

State Representative 86th District
Vote for not more than 1
Tracy Richardson 3,907 73.03
Matthew Sammons 1,443 26.97
Total 5,350
Over Votes 0
Under Votes 426

County Commissioner
Vote for not more than 1
Christiane Schmenk 4,529 100.00
Total 4,529
Over Votes 0
Under Votes 1,247

County Auditor
Vote for not more than 1
Andrea L. Weaver 4,716 100.00
Total 4,716
Over Votes 0
Under Votes 1,060

Member of County Central Committee ALLEN 1
Vote for not more than 1
Andrew J. Smarra 108 100.00
Total 108
Over Votes 0
Under Votes 31

Member of County Central Committee ALLEN 2
Vote for not more than 1
Gary G. Wallace 189 100.00
Total 189
Over Votes 0
Under Votes 41

Member of County Central Committee RICHWOOD 1
Vote for not more than 1
Von Beal. 58 100.00
Total 58
Over Votes 0
Under Votes 16

Member of County Central Committee RICHWOOD 2
Vote for not more than 1
Randall E. Riffle Sr. 49 100.00
Total 49
Over Votes 0
Under Votes 13

Member of County Central Committee CLAIBOURNE
Vote for not more than 1
Jeffrey Lee Evans. 127 100.00
Total 127
Over Votes 0
Under Votes 20

Member of County Central Committee DARBY 1
Vote for not more than 1
Roger D. Nicol. 119 100.00
Total 119
Over Votes 0
Under Votes 32

Member of County Central Committee DARBY 2
Vote for not more than 1
Jeff A. Stauch. 118 100.00
Total 118
Over Votes 0
Under Votes 24

Member of County Central Committee DOVER 1
Vote for not more than 1
Willemyndert VanDam 93 100.00
Total 93
Over Votes 0
Under Votes 41

Member of County Central Committee DOVER 2
Vote for not more than 1
Doug Cooper. 79 52.67
Eugene Walter Mayer 71 47.33
Total 150
Over Votes 0
Under Votes 24

Member of County Central Committee JACKSON
Vote for not more than 1
Linda McNamee 103 100.00
Total 103
Over Votes 0
Under Votes 12

Member of County Central Committee PLAIN CITY
Vote for not more than 1
Belva May Latham 53 100.00
Total 53
Over Votes 0
Under Votes 24

Member of County Central Committee JEROME 1
Vote for not more than 1
Kevin G. Thelen 149 100.00
Total 149
Over Votes 0
Under Votes 57

VOTES PERCENT

Member of County Central Committee JEROME 2
Vote for not more than 1
Kenneth Dale Gordon 37 100.00
Total 37
Over Votes 0
Under Votes 20

Member of County Central Committee JEROME 3
Vote for not more than 1
John R. Woerner 71 100.00
Total 71
Over Votes 0
Under Votes 33

Member of County Central Committee JEROME 4
Vote for not more than 1
Kermit N. Morse III 73 100.00
Total 73
Over Votes 0
Under Votes 23

Member of County Central Committee JEROME 5
Vote for not more than 1
Gary Robert Conklin 79 100.00
Total 79
Over Votes 0
Under Votes 24

Member of County Central Committee LEESBURG
Vote for not more than 1
Jeffery L. Robinson 164 100.00
Total 164
Over Votes 0
Under Votes 34

Member of County Central Committee LIBERTY 1
Vote for not more than 1
David L. Thornton. 117 100.00
Total 117
Over Votes 0
Under Votes 26

Member of County Central Committee MILLCREEK
Vote for not more than 1
Keith A. Conroy 162 100.00
Total 162
Over Votes 0
Under Votes 46

VOTES PERCENT

Member of County Central Committee MARYSVILLE 1
Vote for not more than 1
Letitia A. Rayl 106 100.00
Total 106
Over Votes 0
Under Votes 33

Member of County Central Committee MARYSVILLE 3
Vote for not more than 1
Connie M. Sabins 142 100.00
Total 142
Over Votes 0
Under Votes 49

Member of County Central Committee MARYSVILLE 5
Vote for not more than 1
Donald Martin Howard. 103 100.00
Total 103
Over Votes 0
Under Votes 19

Member of County Central Committee MARYSVILLE 6
Vote for not more than 1
Steve A. Stolte 113 100.00
Total 113
Over Votes 0
Under Votes 29

Member of County Central Committee MARYSVILLE 7
Vote for not more than 1
Karen D. Haller 99 100.00
Total 99
Over Votes 0
Under Votes 34

Member of County Central Committee MARYSVILLE 8
Vote for not more than 1
Mary Ann Hyland 106 100.00
Total 106
Over Votes 0
Under Votes 29

Member of County Central Committee MARYSVILLE 9
Vote for not more than 1
Marjorie D. Scheiderer 164 100.00
Total 164
Over Votes 0
Under Votes 49

VOTES PERCENT

VOTES PERCENT

Member of County Central Committee MARYSVILLE 10
 Vote for not more than 1
 Robert W. Parrott 81 100.00
 Total 81
 Over Votes 0
 Under Votes 21

Member of County Central Committee TAYLOR 2
 Vote for not more than 1
 Beth Marshall 103 100.00
 Total 103
 Over Votes 0
 Under Votes 15

Member of County Central Committee MARYSVILLE 11
 Vote for not more than 1
 Christiane Schmenk 191 100.00
 Total 191
 Over Votes 0
 Under Votes 62

Member of County Central Committee MILFORD CENTER
 Vote for not more than 1
 Steven Ray Mapes 61 100.00
 Total 61
 Over Votes 0
 Under Votes 13

Member of County Central Committee MARYSVILLE 12
 Vote for not more than 1
 Lesley K. Phillips II 67 100.00
 Total 67
 Over Votes 0
 Under Votes 20

Member of County Central Committee UNION
 Vote for not more than 1
 Randy C. Poland 117 100.00
 Total 117
 Over Votes 0
 Under Votes 21

Member of County Central Committee MARYSVILLE 13
 Vote for not more than 1
 Justin Hogan 103 100.00
 Total 103
 Over Votes 0
 Under Votes 41

Member of County Central Committee WASHINGTON
 Vote for not more than 1
 Wayne H. Rickard 81 100.00
 Total 81
 Over Votes 0
 Under Votes 28

Member of County Central Committee MARYSVILLE 14
 Vote for not more than 1
 Andrea L. Weaver 166 100.00
 Total 166
 Over Votes 0
 Under Votes 49

Member of County Central Committee YORK
 Vote for not more than 1
 Logan J. Rife 126 100.00
 Total 126
 Over Votes 0
 Under Votes 31

Member of County Central Committee PARIS
 Vote for not more than 1
 Gary J. Lee 183 100.00
 Total 183
 Over Votes 0
 Under Votes 53

Member of County Central Committee TAYLOR 1
 Vote for not more than 1
 Dean E. Cook 78 100.00
 Total 78
 Over Votes 0
 Under Votes 35

VOTES PERCENT

Governor and Lieutenant Governor

| | |
|----------------------------------------|----------|
| Vote for not more than 1 | |
| Constance Gadell-Newton/Brett Joseph . | 7 100.00 |
| Total | 7 |
| Over Votes | 0 |
| Under Votes | 2 |

Treasurer of State

| | |
|--------------------------|----------|
| Vote for not more than 1 | |
| WRITE-IN. | 1 100.00 |
| Total | 1 |
| Over Votes | 0 |
| Under Votes | 8 |

U.S. Senator

| | |
|--------------------------|----------|
| Vote for not more than 1 | |
| WRITE-IN. | 2 100.00 |
| Total | 2 |
| Over Votes | 0 |
| Under Votes | 7 |

VOTES PERCENT

VOTES PERCENT

State Issue 1

Vote for not more than 1

| | | |
|-----------------------|-------|-------|
| YES | 5,268 | 70.50 |
| NO. | 2,204 | 29.50 |
| Total | 7,472 | |
| Over Votes | 0 | |
| Under Votes | 312 | |

Local Option Crazy Burrito Marysville 12

Vote for not more than 1

| | | |
|-----------------------|-----|-------|
| YES | 77 | 64.71 |
| NO. | 42 | 35.29 |
| Total | 119 | |
| Over Votes | 0 | |
| Under Votes | 1 | |

Ohio Hi-Point JVSD Tax Levy

Vote for not more than 1

| | | |
|-------------------------------|-------|-------|
| For the Tax Levy | 2,330 | 53.54 |
| Against the Tax Levy. | 2,022 | 46.46 |
| Total | 4,352 | |
| Over Votes | 0 | |
| Under Votes | 79 | |

Local Option Red Shed BBQ Marysville 12

Vote for not more than 1

| | | |
|-----------------------|-----|-------|
| YES | 80 | 67.23 |
| NO. | 39 | 32.77 |
| Total | 119 | |
| Over Votes | 0 | |
| Under Votes | 1 | |

Liberty Twp Tax Levy Current Expenses

Vote for not more than 1

| | | |
|-------------------------------|-----|-------|
| For the Tax Levy | 176 | 43.24 |
| Against the Tax Levy. | 231 | 56.76 |
| Total | 407 | |
| Over Votes | 0 | |
| Under Votes | 2 | |

Liberty Twp Tax Levy Fire

Vote for not more than 1

| | | |
|-------------------------------|-----|-------|
| For the Tax Levy | 246 | 60.74 |
| Against the Tax Levy. | 159 | 39.26 |
| Total | 405 | |
| Over Votes | 0 | |
| Under Votes | 4 | |

Darby Twp Tax Levy Fire Excluding PVFD

Vote for not more than 1

| | | |
|-------------------------------|-----|-------|
| For the Tax Levy | 93 | 68.38 |
| Against the Tax Levy. | 43 | 31.62 |
| Total | 136 | |
| Over Votes | 0 | |
| Under Votes | 1 | |

Taylor Twp Tax Levy Fire

Vote for not more than 1

| | | |
|-------------------------------|-----|-------|
| For the Tax Levy | 250 | 81.70 |
| Against the Tax Levy. | 56 | 18.30 |
| Total | 306 | |
| Over Votes | 0 | |
| Under Votes | 1 | |